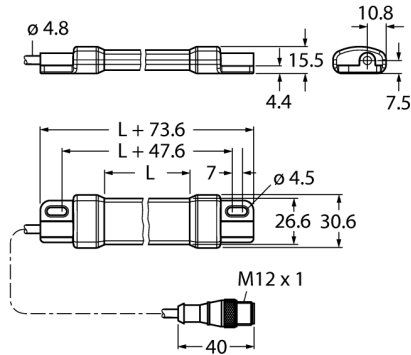


Work Light

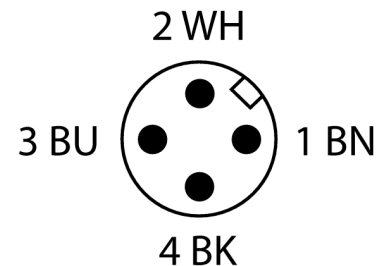
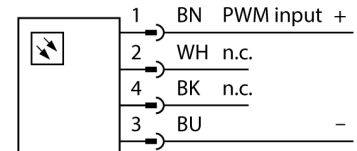
Linear Light

WLS15XDW0640DSQP



- Protection class IP67
- Connection: M12 × 1 cable with male connector, PVC, 150 mm, 4-pin
- Length of the illuminated area L: 566.4 mm
- Color: Cold white
- Illuminance at 0.5 m: 843 Lx
- Operating voltage: 10...15 VDC or 20...27 VDC
- Dimmable from 25 to 100 % with up to 1000 Hz over the input signal

Wiring Diagram



Functional principle

The energy-efficient LED work lights are ideally suited for industrial applications. Depending on the model, the luminous flux is 170 or 1400 lumen. The device is immediately operational upon application of power (10...15 or 20...27 VDC). The WLS15 series can thus be operated with either the 12 V usual in on-board electrical systems or the 24 V common in industrial applications. Cascadable variants are also available. Variants with a 2 m cable or a short cable with a M12 × 1 or Deutsch connector are available.

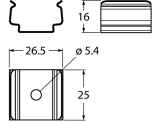
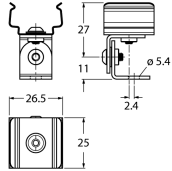
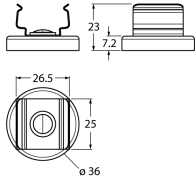
Application note:

Cascading with a 12-V supply allows a total light length of 2.4 m. Cascading with a 24-V supply allows a total light length of 6.0 m.

Type designation	WLS15XDW0640DSQP
Ident no.	3802034
Purpose	LED work light
Function	Linear light
Cascadable	no
Design	Smooth barrel
Construction type designation	WLS15
Dimensions	640 x 30.6 x 15.5 mm
Housing material	Plastic, PC, Anodized
Window material	Polycarbonate, diffuse
Cable length	0.15 m
Cable Jacket Material	PVC
LED service life (L70)	50000 h
Protection class	IP66 / IP67
Ambient temperature	-40...+60 °C
Storage temperature	-40...+70 °C
Approvals	CE, cULus, cURus
Operating voltage	10...27 VDC
DC rated operational current	≤ 400 mA
Electrical connection	Cable with connector, M12 × 1
Light type	White
Color temperature	4700...+5300K
Aperture angle degree	60 °
Dimmable	PWM

**Work Light
Linear Light
WLS15XDW0640DSQP**

Accessories

Type code	Ident no.	Description	Dimension drawing
LMBWLS15	3802486	Mounting accessories, kit consisting of three retaining clips for wall mounting of WLS15 work lights	
LMBWLS15-150S	3802214	Mounting accessories, kit consisting of two retaining clips with option of rotation by 150°, for wall mounting of WLS15 work lights, stainless steel	
LMBWLS15MAG	3802238	Mounting accessories, kit consisting of two retaining clips with magnetic foot, for wall mounting of WLS15 work lights, retention force up to 16 lb	
LMBWLS15TD	3802296	Mounting accessories, kit consisting of two strips of double-sided adhesive tape, for wall mounting of WLS15 work lights	
LMBWLS15TF	3801144	Mounting accessories, kit consisting of two strips of double-sided foam urethane tape, for wall mounting of WLS15 work lights	